



Uponor

RADIANT HEATING SYSTEMS

QUIK TRAK®

CUT SHEET

It's Never Too Late to Provide the Comfort of Radiant Heating with Uponor's Quik Trak® System

Overview

Quik Trak® is a fast and easy way to install radiant heating in new and retrofit construction. Quik Trak is a system of plywood panels (7" W x 48" L x 1/2" H) attached to an aluminum transfer sheet. A groove down the center of the panel holds 3/16" Wirsbo hePEX™ plus tubing (see lower right photo).

To facilitate tubing turns, the Quik Trak system includes return panels with U-shaped grooves (see lower right photo). This ensures total Quik Trak coverage and ensures the proper turning radius.

To make installation even quicker, Uponor provides six assembled Quik Trak panels slightly staggered to fit easily together (see photo upper right). The panels are fastened together with reinforced strapping tape to provide a strong, secure link.

And the best part about Quik Trak is its super-low, 1/2" profile which allows radiant heating installation in remodeling or retrofit projects without having to alter doors, moldings or baseboards.

Features and Benefits

- Low-profile, 1/2" panels are the thinnest on the market
- Made of plywood and aluminum, a preferred construction material and heat conductor
- Offers a low thermal mass for fast response time
- Is quickly and easily installed over a wood subfloor
- Creates new opportunities for remodeling and retrofit
- Offers an alternative to gypsum-based overpour and joist heating
- Less burden on construction schedules than gypsum overpour
- Eliminates moisture and weight issues sometimes associated with poured floors
- Simple to plan and install, putting you in charge of installation from start to finish



Six Assembled Quik Trak Panels



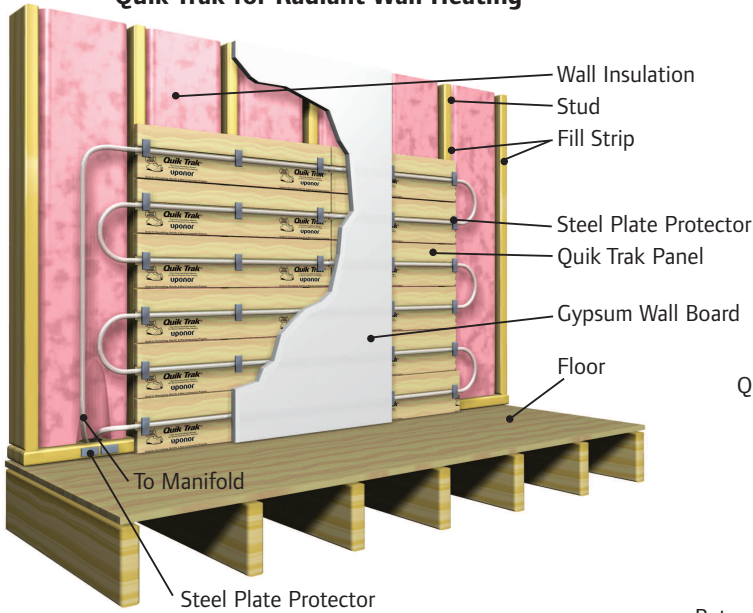
Single Quik Trak Panel



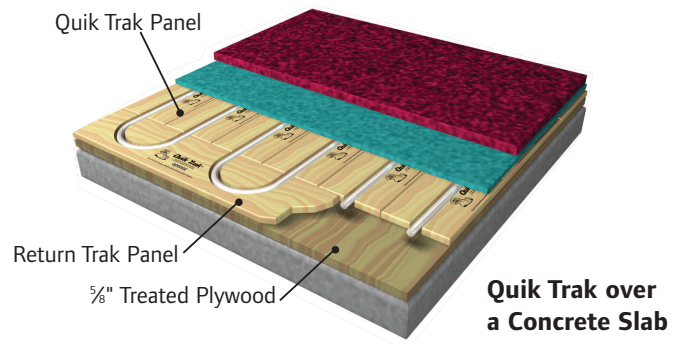
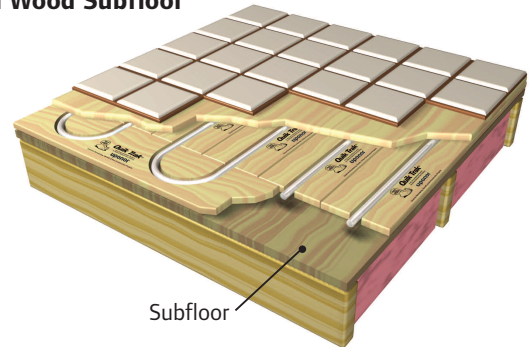
Quik Trak Return Panel

Easy Installation with a Variety of Construction Methods

Quik Trak for Radiant Wall Heating



Quik Trak over a Wood Subfloor



Quik Trak over a Concrete Slab



Easily Install Quik Trak over a Wood Subfloor

1. Fasten Quik Trak to the wood subfloor.
2. Apply a thin bead of 100% silicone Uponor Quik Trak sealant.
3. Press the tubing into the groove.

The installation is complete and ready for finished floors.

